




Perimeter Detection Systems

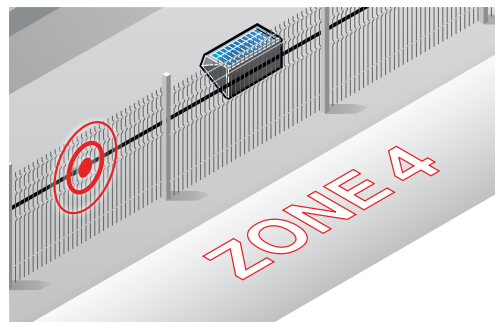


G-FENCE 3000

Fence shock detection system



- **New generation of cable**
- **New algorithms**
- **New functionality with the Maxibus 3000**
- **Precise localization to 3 m**
- **Up to 4x3200 m of protection per system**



Intrusion Localization


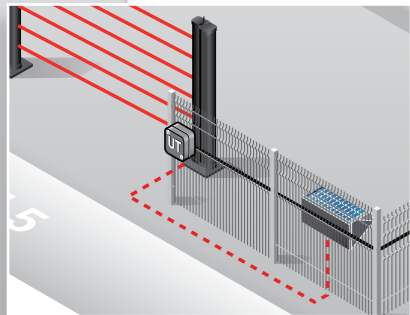
G-FENCE detects all attempts to cut, to climb and to pull out the fence on which it is installed. It ignores fence disturbances caused by meteorological phenomenon (rain, wind) or vibrations caused by vehicles...

Control units are resistant to extreme atmospheric conditions and environments with high electro-magnetic interference.

Solar Energy

- **Integrated solar panel (Solaris technology)**
- **Intrusion detection algorithms**
- **Up to 200 m of protection per Control Unit**
- **2 auxiliary inputs per Control Unit for external alarms**

Control Unit
- UG -



Detector cable

- **The new sensors with digital accelerometers provide a larger range of sensitivity settings**
- **Each sensor integrated along the detector cable is equipped with its own signal processing algorithm, distributing the intelligence the entire length of the cable.**

Distributed Intelligence



Link Unit
- UR -
Termination Unit
- UT -

- **Integrated LED on each sensor : for sensitivity settings and maintenance (localisation of communication errors due to damaged cable, wiring errors...)**
- **Localization of cut cable to within 3m**
- **Strong cable resistant to bending and traction**

Simple Installation and Maintenance



Integrated Cartography

Graphic software for configuration and maintenance

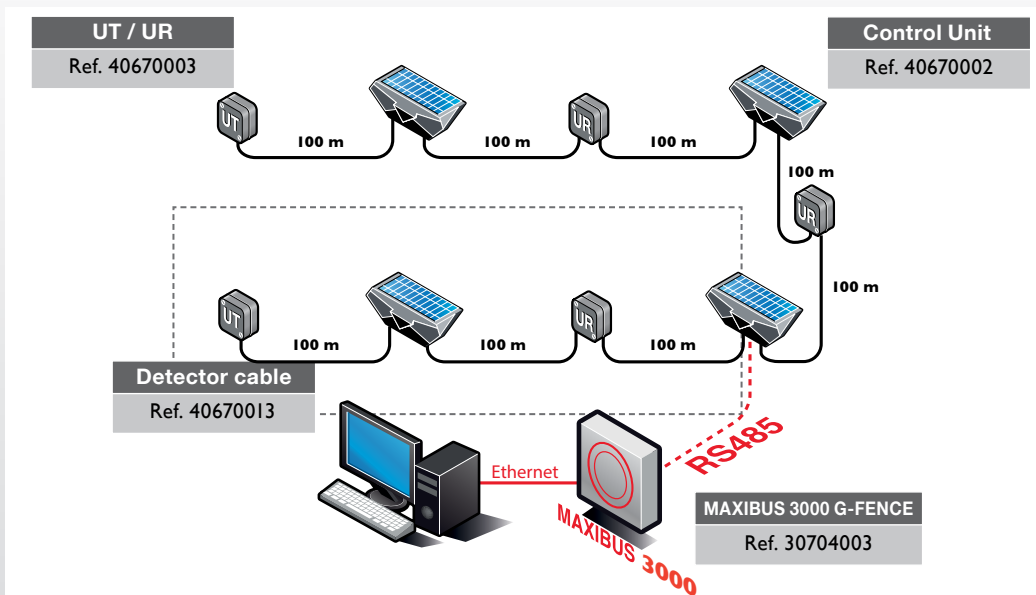


- **Simple and user friendly creation of the detection zones (up to 4x128 zones)**
- **Up to 1000 event log history**
- **Visualization and localization of the intrusions**

Maxibus 3000 : IP Technology

The **MAXIBUS 3000** is equipped with an **Ethernet connection**. A secure Linux operating system makes the interface faster and more user-friendly. Each system can be configured locally or remotely thanks to its web server.

- **4 communication ports: up to 12km of cable from 1 point**
- **Redundancy of all alarm information in an open loop configuration**
- **Compatible with video supervisors Milestone and Genetec**



Accessories

Ref. 30704003	MAXIBUS 3000 G-FENCE – 8 alarm outputs – 1 to 8 extension cards. Graphic software for configuration and maintenance included.
Ref. 35588419	8 relays extension card (installed in the factory)
Ref. 30580007	8 relays extension card KIT (for an existing site)
Ref. 81100081	Power supply 110/230Vac 50/60Hz 13.6Vdc/2.2A with battery holder for MAXIBUS 3000 G-FENCE
Ref. 35145000	Battery 12V 1.2Ah for power supply 81100081

Technical characteristics

Power supply	Solar panel and battery pack in each Control Unit (UG)		
Alarm information	Control Unit (UG)	Detection zones	System
	<ul style="list-style-type: none"> • Tamper • Low battery • Input contact AUX.1 • Input contact AUX.2 	1 intrusion per detection zone	Cutting of cable Cutting of the Bus
Alarm outputs	<ul style="list-style-type: none"> • 136 relays • RS485 port, ModBus protocol • IP connection, ModBusTCP protocol 		
Operating temperature	from -35°C up to +70°C		
Electromagnetic compatibility	Compliance with European standards (label CE)		

Maximum number of Control Units per MAXIBUS 3000 G-FENCE	16
Maximum length of a detector cable	100 m
Maximum protection per Control Unit	200 m
Maximum length of protection per MAXIBUS 3000 G-FENCE	4x3200 m

Seal of the retailer

Lokalny dostawca systemów Sorhea

info@weber-systems.pl
www.weber.pl

In order to continuously ensure the high standard of quality and performance of our products, we reserve the right to modify the present technical data without notification.

